








PRODUCT	DESCRIPTION	ORDER	PRICE	
POWTS PVC FITTINGS				
 Adapter	3/4IN S X MIP ADAPTER (50)	LAS 436-007	0.48	
	3/4IN S X FIP ADAPTER (50)	LAS 435-007	0.68	
	1IN S X MIP ADAPTER (50)	LAS 436-010	0.86	
	1IN S X FIP ADAPTER (50)	LAS 435-010	0.79	
 Coupling	1-1/4IN S X MIP ADAPTER (25)	LAS 436-012	1.04	
	1-1/2IN SXMIP ADAPTER (25)	LAS 436-015	1.40	
	2IN S X MIP ADAPTER (25)	LAS 436-020	1.84	
	1-1/4IN MIP X 1-1/2IN SLIP ADAPTER (25)	LAS 436-169	3.21	
	2IN X 1-1/2IN S X MIP ADAPTER (10)	LAS 436-213	3.90	
 Ell	3/4IN THREADED CAP (100)	LAS 448-007	1.04	
	1IN THREADED CAP (50)	LAS 448-010	1.59	
	1-1/4IN THREADED CAP (25)	LAS 448-012	1.89	
	1-1/2IN THREADED CAP (25)	LAS 448-015	1.97	
	2IN THREADED CAP (10)	LAS 448-020	3.48	
 Tee	3/4IN SLIP CAP (100)	LAS 447-007	0.49	
	1IN SLIP CAP (50)	LAS 447-010	0.79	
	1-1/4IN SLIP CAP (25)	LAS 447-012	1.12	
	1-1/2IN SLIP CAP (25)	LAS 447-015	1.13	
	2IN SLIP CAP (25)	LAS 447-020	1.36	
	1-1/4IN S X FIP ADAPTER (25)	LAS 435-012	1.22	
	1-1/2IN S X FIP ADAPTER (25)	LAS 435-015	1.40	
	2IN S X FIP ADAPTER (25)	LAS 435-020	1.89	
	1IN MIP PLUG (50)	LAS 450-010	2.27	
	1-1/4IN MIP PLUG (25)	LAS 450-012	2.39	
	1-1/2IN MIP PLUG (25)	LAS 450-015	2.57	
	2IN MIP PLUG (10)	LAS 450-020	3.31	
	3/4IN S X S COUPLNG (50)	LAS 429-007	0.44	
	1IN S X S COUPLING (50)	LAS 429-010	0.76	
	1-1/4IN S X S COUPLING (25)	LAS 429-012	1.04	
	1-1/2IN S X S COUPLING (25)	LAS 429-015	1.12	
	1-1/2IN SCH40 DEEP SOCKET CPLG (25)	LAS 482-015	2.92	
	2IN CPLG PVC SXS (25)	LAS 429-020	1.72	
	2IN SCH40 DEEP SOCKET CPLG (25)	LAS 482-020	4.84	
	3IN SCH40 DEEP SOCKET CPLG (10)	LAS 482-030	9.39	
	3IN S X S COUPLING (10)	LAS 429-030	5.93	
	3/4IN 45 DEG ELL S X S (50)	LAS 417-007	1.22	
	1IN 45 DEG ELL S X S (50)	LAS 417-010	1.47	
	1-1/4IN 45 DEG ELL S X S (25)	LAS 417-012	2.05	
	1-1/2IN 45 DEG ELL S X S (25)	LAS 417-015	2.58	
	2IN 45 DEG ELL S X S (25)	LAS 417-020	3.35	
	3IN 45 DEG ELL S X S (10)	LAS 417-030	13.57	
	3/4IN 90 DEG ELL S X S (50)	LAS 406-007	0.54	
	1IN 90 DEG ELL S X S (50)	LAS 406-010	0.97	
	1-1/4IN 90 DEG ELL S X S (25)	LAS 406-012	1.71	
	1-1/2IN 90 DEG ELL S X S (25)	LAS 406-015	1.83	
	2IN 90 DEG ELL S X S (25)	LAS 406-020	2.87	
	3IN 90 DEG ELL S X S (10)	LAS 406-030	10.45	
	1-1/2IN TEE S X S (25)	LAS 401-015	2.43	
	2IN TEE S X S X S (25)	LAS 401-020	3.54	
	3IN TEE S X S X S (10)	LAS 401-030	15.34	
	4IN TEE S X S X S (5)	LAS 401-040	27.75	
	2IN CROSS S X S (10)	LAS 420-020	8.37	
	2IN 22-1/2 DEG ELL S X S (20)	LAS 465-020	11.73	
	3IN 22-1/2 DEG ELL S X S (5)	LAS 465-030	28.15	
	4IN 22-1/2 DEG ELL S X S (4)	LAS 465-040	33.86	
	1-1/2X1-1/4IN BUSH S X S (25)	LAS 437-212	1.29	
	1-1/2X1-1IN BUSH PVC40 S X S (25)	LAS 437-211	1.29	
	2X1-1/2IN BUSH PVC40 S X S (25)	LAS 437-251	2.15	
	2X1-1/4IN BUSH PVC40 S X S (10)	LAS 437-250	2.15	
	2X1IN BUSH PVC40 S X S (10)	LAS 437-249	2.15	
	3X2IN BUSH PVC40 S X S (10)	LAS 437-338	5.08	
	1-1/4X1 BUSH PVC MPT X FPT (25)	LAS 439-168	2.92	
	1-1/2IN SCH40 UNION S X S (5)	LAS 457-015	18.47	
	2IN SCH40 UNION S X S (5)	LAS 457-020	24.91	
	4IN PVC-DWV CLOSET FLANGE(25)	PVC D800-040	7.00	
	<i>3/4" THRU 2" SCH40 45 DEG STREET ELLS AVAILABLE</i>			
	POWTS PVC SCH 80 FITTINGS			
	2IN SCH80 UNION SXS (10)	LAS 897-020	26.28	

Full Line of PVC
SCH 40/SDR35
POWTS Fittings
Available from
McDermott's

Call Your
McDermott Pumps
Salesman or Branch
for More
Information on these
Fittings!



Oshkosh
800-242-0357

Green Bay
800-236-7867
















Watertown
800-236-5966

PRICE	ORDER	DESCRIPTION	PRODUCT
PEX - Wisconsin Approved Crosslinked Poly Potable Water Systems			
HOT WATER TEMPERATURE should generally not exceed 140° F.			
A- 0.70/ft 1.26/ft 0.70/ft 0.70/ft 2.40/ft	A- PEX PX3C1 PEX PX4C1 PEX PXR3C5 PEX PXB3C5 PEX PX5C1	1/2" X 100' Tubing-WHITE-Supply Tubing 3/4" X 100' Tubing-WHITE-Supply Tubing 1/2" X 500' Tubing - RED - HOT Water Tubing 1/2" X 500' Tubing-BLUE-COLD Water Tubing 1" X 100' Tubing-WHITE See Page 49 for Straight PEX Tubing	NSF  A PEX Tubing Wisconsin Approved NOTE: MANABLOC HOT WATER CANNOT EXCEED 180°
B- 408.08 C- 13.75 D- 0.38 0.50 0.78 E- 3.04 5.03 4.78 8.96 F- 5.48 8.02 6.20 13.02 G- 9.02 H- 5.11 I- 1.15 1.57 3.22 J- 1.75 3.09 1.53 3.09 K- 2.93 4.50 12.15 4.35 4.83 4.35 9.01 12.15 L- 2.21 2.68 8.13 M- 1.05 1.31 1.50 2.66 1.31 2.00 6.13 1.65 2.48 2.66 6.13 N- 7.70 O- 17.99 22.93 P- 14.12 12.59 Q- 36.07 31.11 R- 462.69 510.55 S- 552.84 680.12	B- PEX MXBD24-3 C- PEX MXSC4 D- PEX XLCR3 PEX XLCR4 PEX XLCR5 E- PEX XLMC33 PEX XLMC34 PEX XLMC44 PEX XLMC55 F- PEX XLFC33 PEX XLFC34 PEX XLFC44 PEX XLFC55 G- PEX XLDE33 H- PEX XLE33FC I- PEX XLC33 PEX XLC44 PEX XLC55 J- PEX XLC33F PEX XLC44F PEX XLC33M PEX XLC44M K- PEX XLT333 PEX XLT444 PEX XLT555 PEX XLT433 PEX XLT434 PEX XLT443 PEX XLT553 PEX XLT554 L- PEX XLE33 PEX XLE44 PEX XLE55 M- PEX 43403 PEX 43404 PEX 43343 PEX 43355 PEX 43220 PEX 43240 PEX 43260 PEX 43520 PEX 43540 PEX 43433 PEX 43560 N- PEX XLE33SO O- PEX XLV33 PEX XLV44 P- PEX XLVAC31 PEX XLVC31 Q- PEX HAK6 PEX HAKB135 R- PEX HCM3 PEX HCM4 S- PEX HAR34ST PEX HAR5ST	24 Port MANABLOC-1/2" Ports-9 Hot, 15 Cold 3/4" INSERT X MANABLOC Transition Fitting 1/2" Crimp Rings-Copper 3/4" Crimp Rings-Copper 1" Crimp Rings-Copper 1/2" Insert X MPT Male Adapter 1/2" X 3/4" Insert X MPT Male Adapter 3/4" Insert X MPT Male Adapter 1" Insert X MPT Male Adapter 1/2" Insert X FPT Female Adapter 1/2" X 3/4" Insert X FPT Female Adapter 3/4" Insert X FPT Female Adapter 1" Insert X FPT Female Adapter 1/2" Insert X FIP Drop Ear Ell 1/2" Insert X Sweat 90° Ell 1/2" Insert Coupling 3/4" Insert Coupling 1" Insert Coupling 1/2" Insert X 1/2" Female Sweat Adapter 3/4" Insert X 3/4" Female Sweat Adapter 1/2" Insert X 1/2" Male Sweat Adapter 3/4" Insert X 3/4" Male Sweat Adapter 1/2" Insert Tee 3/4" Insert Tee 1" Insert Tee 3/4" X 1/2" X 1/2" Insert Tee 3/4" X 1/2" X 3/4" Insert Tee 3/4" X 3/4" X 1/2" Insert Tee 1" X 1" X 1/2" Insert Tee 1" X 1" X 3/4" Insert Tee 1/2" Insert 90° Ell 3/4" Insert 90° Ell 1" Insert 90° Ell 1/2" Polyalloy Crimp Coupling 3/4" Polyalloy Crimp Coupling 3/4"X1/2" Polyalloy Crimp Coupling 1" Polyalloy Crimp Coupling 1/2" Polyalloy Crimp 90° Ell 3/4" Polyalloy Crimp 90° Ell 1" Polyalloy Crimp 90° Ell 1/2" Polyalloy Crimp Tee 3/4" Polyalloy Crimp Tee 3/4"X1/2"X1/2" Polyalloy Crimp Tee 1" Polyalloy Crimp Tee 1/2" Insert X Closed Stub Out Ell-Copper 1/2" Insert Ball Valve Brass Body 3/4" Insert Ball Valve Brass Body 1/2" Insert X 3/8"OD Comp Chrome Angle Stop 1/2" Insert X 3/8"OD Comp Chrome Straight Stop KWIK CUT Tubing Cutter KWIK CUT HAK5 Replacement Blade-2 pak 1/2" Hand Crimper 3/4" Hand Crimper 1/2" & 3/4" Soft Touch Crimp Tool 1" Soft Touch Crimp Tool	 B  C  D  E  F  G  H  I  J  K  L  N  O  P  Q  S  R



A.I.McDERMOTT CO.

VALVES - (BOX QTY)

PRODUCT	DESCRIPTION	ORDER	PRICE
 A S501  B S511	A- 1/2" Sweat Stop Valve (10) 3/4" Sweat Stop Valve (10)	A- LGD S501-1/2 LGD S501-3/4	A- 7.87 10.30
	B- 1/2" Sweat Stop & Waste Valve (10) 3/4" Sweat Stop & Waste Valve (10)	B- LGD S511-1/2 LGD S511-3/4	B- 8.18 10.42
 C T521  C BDQT  D LGD SC5 LGD SC6	C- 1/2"IPS Threaded Boiler Drain - Import (10) 3/4"IPS Threaded Boiler Drain - Import (10) 1/2" IPS Quarter Turn Boiler Drain (10) 3/4" IPS Quarter Turn Boiler Drain (10)	C- LGD T521-1/2 LGD T521-3/4 LGD BDQT-1/2 LGD BDQT-3/4	C- 8.43 9.29 15.53 19.27
	D- 1/2" Hose Bibb - Quality Import (12) 3/4" Hose Bibb - Quality Import (12)	D- LGD SC5 LGD SC6	D- 7.36 8.53
	E- 1/2"IPS Threaded Sillcock (10) 3/4"IPS Threaded Sillcock (10) 1/2" Sweat Sillcock-Angle (10)	E- LGD T541-1/2 LGD T541-3/4 LGD S541-1/2	E- 9.96 13.32 9.55
	F- 3/4"Temperature & Pressure Relief Valve-150#-Made in USA (50) 1/2" Calibrated Pressure Relief Valve-Adjust 50 To150PSI-USA (50)	F- WAT100XL-3/4 WAT 530C-1/2	F- 35.59 47.19
 D LGD SC5 LGD SC6  E T541/ S541  F 100XL-3/4 WAT 530C-1/2  G BVI Ball Valves   BVI Ball Valves With Waste  I S601 PVC Ball Valves  J GBV  K T-532 T-534  L 101-123 101-124	G- 1/4" IPS Threaded Full Port Ball Valve (10) 1/2" IPS Threaded Full Port Ball Valve (20) 3/4" IPS Threaded Full Port Ball Valve (10) 1" IPS Threaded Full Port Ball Valve (6) 1-1/4" IPS Threaded Full Port Ball Valve (4) 1-1/2" IPS Threaded Full Port Ball Valve (4) 2" IPS Threaded Full Port Ball Valve (2) 1/2" Sweat Full Port Ball Valve (20) 3/4" Sweat Full Port Ball Valve (10) 1" Sweat Full Port Ball Valve (6) 1-1/4" Sweat Full Port Ball Valve (4) 1-1/2" Sweat Full Port Ball Valve (4) 2" Sweat Full Port Ball Valve (2) 1/2" Sweat Full Port Ball Valve With Waste (12)	G- BVI T-1/4 BVI T-1/2 BVI T-3/4 BVI T-1 BVI T-11/4 BVI T-11/2 BVI T-2 BVI S-1/2 BVI S-3/4 BVI S-1 BVI S-11/4 BVI S-11/2 BVI S-2 BVI DS-1/2	G- 14.58 10.77 18.24 28.42 50.42 67.01 94.67 10.77 18.24 28.42 50.42 67.01 94.67 22.86
	H- 3/4" Sweat Economy Full Port Ball Valve (10) 1" Sweat Economy Full Port Ball Valve (8) 1-1/4" Sweat Economy Full Port Ball Valve (4) 3/4" Threaded Economy Full Port Ball Valve (10) 1" Threaded Economy Full Port Ball Valve (8) 1-1/4" Threaded Economy Full Port Ball Valve (4)	H- BVES-3/4 BVES-1 BVES-11/4 BVET-3/4 BVET-1 BVET-11/4	H- 14.78 20.50 36.63 15.11 21.67 34.77
	I- 1" PVC Ball Valve - Solvent Weld 1-1/4" PVC Ball Valve - Solvent Weld 1-1/2" PVC Ball Valve - Solvent Weld 2" PVC Ball Valve - Solvent Weld	I- LGD S601-1 LGD S601-11/4 LGD S601-11/2 LGD S601-2	I- 5.94 8.22 12.31 17.12
	J- 1/2" Gas Ball Valves - Tee Handle (10) 3/4"Gas Ball Valves - Tee Handle (10) 1"Gas Ball Valves - Tee Handle (10)	J- LGD GBV-1/2 LGD GBV-3/4 LGD GBV-1	J- 7.64 11.64 21.77
	K- 1/2" Sampling Valve, Plain End-Rough Brass/No Hose Thrd (12) 3/4" Sampling Valve, Plain End-Rough Brass/No Hose Thrd (12) 1/4" Sample Faucet, Plain End-Rough Brass	K- PEP T-532 PEP T-534 JSC A11-002	K- 9.29 11.58 18.63
	L- 1/2" Instaloc Ball Valve - Use with Copper/PEX/CPVC Pipe 3/4" Instaloc Ball Valve - Use with Copper/PEX/CPVC Pipe	L- LGD 101-123 LGD 101-124	L- 34.50 51.33




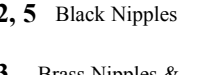













Oshkosh
800-242-0357

Green Bay
800-236-7867

Watertown
800-236-5966

A.I.McDERMOTT CO.

STEEL & BRASS FITTINGS

DESCRIPTION	PRICE	DESCRIPTION	PRICE	PRODUCT
1 - NIPPLE 6 PAK - Galvanized		BRP1/2B90SL 1/2 BRASS ST 90 DEG ELL	10.45	1, 4 Galvanized Nipples 
FMG6N1/2 1/2 HANDI 6 NIPPLE GALV	198.59	BRP3/4B90SL 3/4 BRASS ST 90 DEG ELL	13.88	
FMG6N1 1 HANDI 6 NIPPLE GALV	334.59	BRP1B90SL 1 BRASS ST 90 DEG ELL	21.51	
		BRP1-1/4B90SL 1-1/4 BRASS ST 90 DEG ELL	35.11	
2 - NIPPLE 6 PAK - Black		BRP1-B45 1 BRASS 45 DEG ELL	16.81	2, 5 Black Nipples 
FMB6N1/2 1/2 HANDI 6 NIPPLE BLACK	159.85	BRP1-1/4B45 1-1/4 BRASS 45 DEG ELL	28.56	
FMB6N3/4 3/4 HANDI 6 NIPPLE BLACK	194.44	BRP1B45SL 1 BRASS ST 45 DEG ELL	24.32	
FMB6N1 1 HANDI 6 NIPPLE BLACK	270.98	BRP1/8BP 1/8 BRASS PLUG	3.72	
3 - BRASS - Nipples & Fittings		BRP1/4BP 1/4 BRASS PLUG	3.72	3 Brass Nipples & Fittings 
BRP1/4XCLBN 1/4 X CLOSE BRASS NIPPLE	3.09	BRP1/2BP 1/2 BRASS PLUG	5.80	
BRP1/4X1-1/2BN 1/4 X 1-1/2 BRASS NIPPLE	3.59	BRP3/4BP 3/4 BRASS PLUG	6.22	
BRP1/4X2BN 1/4 X 2 BRASS NIPPLE	3.57	BRP1BP 1 BRASS PLUG	8.22	
BRP1/4X3BN 1/4 X 3 BRASS NIPPLE	4.55	BRP1/4BT 1/4 BRASS TEE	7.23	90Deg Elbow
BRP1/4X4BN 1/4 X 4 BRASS NIPPLE	5.83	BRP1/2BT 1/2 BRASS TEE	9.68	
BRP1/4X5BN 1/4 X 5 BRASS NIPPLE	6.89	BRP3/4BT 3/4 BRASS TEE	13.05	
BRP1/4X6BN 1/4 X 6 BRASS NIPPLE	8.40	BRP1BT 1 BRASS TEE	21.70	
BRP1/2XCLBN 1/2 X CLOSE BRASS NIPPLE	4.28	BRP1X3/4BT 1 X 3/4 BRASS TEE	28.58	6, 7 Galvanized & Black Fittings 
BRP1/2X1-1/2BN 1/2 X 1-1/2 BRASS NIPPLE	4.95	BRP1-1/4BT 1-1/4 BRASS TEE	32.54	
BRP1/2X2BN 1/2 X 2 BRASS NIPPLE	5.82	BRP1-1/2BT 1-1/2 BRASS TEE	47.28	
BRP1/2X2-1/2BN 1/2 X 2-1/2 BRASS NIPPLE	6.85	BRP2BT 2 BRASS TEE	68.92	
BRP1/2X3BN 1/2 X 3 BRASS NIPPLE	8.05	BRP3/4BU 3/4 BRASS UNION	27.79	6, 7 Galvanized & Black Fittings 
BRP1/2X4BN 1/2 X 4 BRASS NIPPLE	10.62	BRP1BU 1 BRASS UNION	34.27	
BRP1/2X5BN 1/2 X 5 BRASS NIPPLE	12.68	BRP1-1/4BU 1-1/4 BRASS UNION	57.21	
BRP3/4XCLBN 3/4 X CLOSE BRASS NIPPLE	5.79			
BRP3/4X1-1/2BN 3/4 X 1-1/2 BRASS NIPPLE	6.57	4 - NIPPLES - GALVANIZED		Tee 
BRP3/4X2BN 3/4 X 2 BRASS NIPPLE	6.84	FMGN1/4XCL 1/4XCLOSE NIPPLE GALV	2.02	
BRP3/4X2-1/2BN 3/4 X 2-1/2 BRASS NIPPLE	8.47	FMGN1/4X2 1/4X2 NIPPLE GALV	2.37	
BRP3/4X3BN 3/4 X 3 BRASS NIPPLE	9.09	FMGN1/4X3 1/4X3 NIPPLE GALV	3.11	
BRP3/4X3-1/2BN 3/4 X 3-1/2 BRASS NIPPLE	11.65	FMGN1/4X3-1/2 1/4X3-1/2 NIPPLE GALV	3.73	Cap 
BRP3/4X4BN 3/4 X 4 BRASS NIPPLE	12.64	FMGN1/4X4 1/4X4 NIPPLE GALV	3.73	
BRP3/4X6BN 3/4 X 6 BRASS NIPPLE	19.78	FMGN1/2X2 1/2X2 NIPPLE GALV	1.77	
BRP1XCLBN 1 X CL BRASS NIPPLE	8.02	FMGN1/2X4 1/2X4 NIPPLE GALV	2.57	
BRP1X2BN 1 X 2 BRASS NIPPLE	9.87	FMGN1/2X6 1/2X6 NIPPLE GALV	3.50	Coupling 
BRP1X2-1/2BN 1 X 2-1/2 BRASS NIPPLE	12.20	FMGN3/4XCL 3/4XCLOSE NIPPLE GALV	2.04	
BRP1X3BN 1 X 3 BRASS NIPPLE	13.27	FMGN3/4X1-1/2 3/4X1-1/2 NIPPLE GALV	2.20	
BRP1X3-1/2BN 1 X 3-1/2 BRASS NIPPLE	16.32	FMGN3/4X2 3/4X2 NIPPLE GALV	2.20	
BRP1X4BN 1 X 4 BRASS NIPPLE	17.32	FMGN3/4X2-1/2 3/4X2-1/2 NIPPLE GALV	2.44	Bushing 
BRP1X4-1/2BN 1 X 4-1/2 BRASS NIPPLE	21.87	FMGN3/4X3 3/4X3 NIPPLE GALV	2.44	
BRP1X5BN 1 X 5 BRASS NIPPLE	21.31	FMGN3/4X6 3/4X6 NIPPLE GALV	4.53	
BRP1X6BN 1 X 6 BRASS NIPPLE	25.26	FMGN1XCL 1XCLOSE NIPPLE GALV	2.72	
BRP1X8BN 1 X 8 BRASS NIPPLE	36.25	FMGN1X2 1X2 NIPPLE GALV	3.21	Union 
BRP1-1/4XCLBN 1-1/4 X CLOSE BRASS NIPPLE	12.91	FMGN1X2-1/2 1X2-1/2 NIPPLE GALV	3.46	
BRP1-1/4X2BN 1-1/4 X 2 BRASS NIPPLE	15.65	FMGN1X3 1X3 NIPPLE GALV	3.46	
BRP1-1/4X2-1/2BN 1-1/4 X 2-1/2 BRASS NIPPLE	17.70	FMGN1X3-1/2 1X3-1/2 NIPPLE GALV	4.14	
BRP1-1/4X3BN 1-1/4 X 3 BRASS NIPPLE	20.94	FMGN1X4 1X4 NIPPLE GALV	4.14	Water Service COMPRESSION FITTINGS
BRP1-1/4X4BN 1-1/4 X 4 BRASS NIPPLE	25.74	FMGN1X4-1/2 1X4-1/2 NIPPLE GALV	5.10	
BRP1-1/4X6BN 1-1/4 X 6 BRASS NIPPLE	37.91	FMGN1X5 1X5 NIPPLE GALV	5.11	
BRP2XCLBN 2 X CLOSE BRASS NIPPLE	27.13	FMGN1X6 1X6 NIPPLE GALV	5.78	
BRP2X3BN 2 X 3 BRASS NIPPLE	33.83	FMGN1X8 1X8 NIPPLE GALV	9.71	CPLG With Jaws 
BRP2X4BN 2 X 4 BRASS NIPPLE	41.67	FMGN1-1/4XCL 1-1/4XCLOSE NIPPLE GALV	3.75	
		FMGN1-1/4X2 1-1/4X2 NIPPLE GALV	4.07	
		FMGN1-1/4X3 1-1/4X3 NIPPLE GALV	4.44	
BRP1/2X1/4BB 1/2 X 1/4 BRASS BUSHING	4.11	FMGN1-1/4X5 1-1/4X5 NIPPLE GALV	6.50	MIP W/O Jaws 
BRP3/4X1/4BB 3/4 X 1/4 BRASS BUSHING	6.89	FMGN1-1/4X6 1-1/4X6 NIPPLE GALV	9.80	
BRP3/4X1/2BB 3/4 X 1/2 BRASS BUSHING	5.32			
BRP1X1/4BB 1 X 1/4 BRASS BUSHING	11.11	5 - NIPPLES BLACK		
BRP1X1/2BB 1 X 1/2 BRASS BUSHING	8.61	FMBN1/2XCL 1/2XCLOSE NIPPLE BLACK	1.42	CPLG W/O Jaws 
BRP1X3/4BB 1 X 3/4 BRASS BUSHING	8.06	FMBN1/2X1-1/2 1/2X1-1/2 NIPPLE BLACK	1.42	
BRP1-1/4X3/4BB 1-1/4 X 3/4 BRASS BUSHING	15.60	FMBN1/2X2 1/2X2 NIPPLE BLACK	1.42	
BRP1-1/4X1BB 1-1/4 X 1 BRASS BUSHING	13.69	FMBN1/2X2-1/2 1/2X2-1/2 NIPPLE BLACK	1.68	
BRP1-1/2X1BB 1-1/2 X 1 BRASS BUSHING	18.62	FMBN1/2X3 1/2X3 NIPPLE BLACK	1.68	CPLG W/O Jaws 
BRP11/2X11/4BB 1-1/2 X 1-1/4 BRASS BUSHING	18.62	FMBN1/2X3-1/2 1/2X3-1/2 NIPPLE BLACK	2.02	
BRP2X1BB 2 X 1 BRASS BUSHING	33.39	FMBN1/2X4 1/2X4 NIPPLE BLACK	2.02	
BRP2X1-1/4BB 2 X 1-1/4 BRASS BUSHING	27.73	FMBN1/2X4-1/2 1/2X4-1/2 NIPPLE BLACK	2.36	
BRP2X1-1/2BB 2 X 1-1/2 BRASS BUSHING	29.51	FMBN1/2X5 1/2X5 NIPPLE BLACK	2.36	CPLG W/O Jaws 
BRP1BCAP 1 BRASS CAP	11.38	FMBN1/2X5-1/2 1/2X5-1/2 NIPPLE BLACK	2.64	
BRP1/4BC 1/4 BRASS COUPLING	5.50	FMBN1/2X6 1/2X6 NIPPLE BLACK	2.64	
BRP3/4BC 3/4 BRASS COUPLING	8.59	FMBN3/4XCL 3/4XCLOSE NIPPLE BLACK	1.67	
BRP1BC 1 BRASS COUPLING	13.05	FMBN3/4X1-1/2 3/4X1-1/2 NIPPLE BLACK	1.80	GO TO: www.mcdermottpumps.com for On-Line Ordering - Closeouts - Information - Links - FAQ's!
BRP1X3/4BC 1 X 3/4 BRASS COUPLING	17.20	FMBN3/4X2 3/4X2 NIPPLE BLACK	1.80	
BRP1-1/4BC 1-1/4 BRASS COUPLING	20.35	FMBN3/4X3 3/4X3 NIPPLE BLACK	2.04	
BRP1-1/4X1BC 1-1/4 X 1 BRASS COUPLING	25.87	FMBN1XCL 1XCLOSE NIPPLE BLACK	2.44	
BRP1-1/2BC 1-1/2 BRASS COUPLING	27.79	FMBN1X2 1X2 NIPPLE BLACK	2.67	
BRP2BC 2 BRASS COUPLING	45.62	FMBN1X4 1X4 NIPPLE BLACK	3.50	
BRP1/4B90 1/4 BRASS 90 DEG ELL	5.50	6 - GALVANIZED MALLEABLE FTGS		
BRP1/2-B90 1/2 BRASS 90 DEG ELL	8.38	FMGB3/4X1/2 3/4X1/2 GALV BUSHING	5.61	
BRP3/4-B90 3/4 BRASS 90 DEG ELL	10.56	FMGB1X3/4 1X3/4 GALV BUSHING	6.35	
BRP1-B90 1 BRASS 90 DEG ELL	15.28	FMGB1-1/4X1/4 1-1/4X1/4 GALV BUSHING	11.03	
BRP1-1/4B90 1-1/4 BRASS 90 DEG ELL	25.95	FMGB1-1/4X1 1-1/4X1 GALV BUSHING	7.98	
BRP11/4X1B90 1-1/4 X 1 BRASS 90 DEG ELL	29.89	FMGB1-1/2X1-1/4 1-1/2X1-1/4 GALV BUSHING	10.29	
BRP2-B90 2 BRASS 90 DEG ELL	53.07	FMGB2X3/4 2X3/4 GALV BUSHING	15.44	
BRP1/4B90SL 1/4 BRASS ST 90 DEG ELL	8.39			











All pipe is now located on Page 49



ITEMS MAKING THEIR FIRST APPEARANCE IN THIS CATALOG HAVE THEIR PART NUMBERS SHADED FOR QUICK IDENTIFICATION!

A.I.McDERMOTT CO.

GALV/BLACK/COMP FTGS (BOX QTY)






PRODUCT	DESCRIPTION	PRICE	DESCRIPTION	PRICE
9	6 (CONT) GALVANIZED PIPE FTGS		8 - COMPRESSION FITTINGS	
	FMGC1/2 1/2 GALV COUPLING (100)	3.28	AYM4753-223/4 3/4" CTS COMP X MIP ADPTR W/JAWS	24.28
	FMGC3/4 3/4 GALV COUPLING (50)	4.43	AYM4753-221 1" CTS COMP X MIP ADPTR W/JAWS	34.80
	FMGC1 1 GALV COUPLING (30)	6.08	AYM4753-221-1/4 1-1/4" CTS COMP X MIP ADPTR W/JAWS	50.50
	FMGC1-1/4 1-1/4 GALV COUPLING (25)	7.75	AYM4754-221 1" CTS COMP X FIP ADPTR W/JAWS	39.49
	FMGC1-1/4X1 1-1/4X1 GALV COUPLING (15)	9.95	AYM4754-2211/4 1-1/4" CTS COMP X FIP ADPTR W/JAWS	58.71
	FMGC1-1/2 1-1/2 GALV COUPLING (25)	10.47	AYM4753-331 1" IPS COMP X MIP ADPTR W/JAWS	49.42
	FMGC2 2 GALV COUPLING (20)	15.49	AYM4754T-3/4 3/4" CTS COMP X FIP CPLG-CITY SER	29.07
	FMGC2X1-1/2 2X1-1/2 GALV COUPLING (12)	18.67	AYM4754T-1 1" CTS COMP X FIP CPLG-CITY SER	39.49
	FMG90L3/4 3/4 GALV 90 DEG ELL (35)	3.29	AYM4758-223/4 3/4" 3 PART CTS COMP X CTS UNION W/JAWS	29.99
	FMG90L1 1 GALV 90 DEG ELL (20)	6.05	AYM4758-221 1" 3 PART CTS COMP X CTS UNION W/JAWS	38.50
	FMG90L1-1/4 1-1/4 GALV 90 DEG ELL (20)	9.86	AYM4758-221-1/4 1-1/4" 3 PART CTS COMP X CTS UNION W/JAWS	61.91
	FMG90L2 2 GALV 90 DEG ELL (8)	23.19	AYM4758T-3/4 3/4" 3 PART CTS COMP X CTS UNION-CITY SERVICE	33.63
	FMG90SL1/4 1/4 GALV ST 90 DEG ELL (35)	6.15	AYM4758T-1 1" 3 PART CTS COMP X CTS UNION-CITY SERVICE	35.83
	FMGP1/4 1/4 GALV PLUG (150)	3.62	AYM4758T-11/4 1-1/4" 3 PART CTS COMP X CTS UNION-CITY SERVICE	53.42
	FMGP3/4 3/4 GALV PLUG (30)	3.90	AYM4758T-1X3/4 1"X3/4" 3 PART CTS COMP X CTS UNION-CITY SERVICE	35.50
	FMGP1 1 GALV PLUG (20)	4.13	AYM4760T-1 1" CTS COMP X CTS COMP X CTS COMP TEE	81.03
	FMGT3/4 3/4 GALV TEE (35)	5.79	AYM6133T-1 1" CTS STAINLESS STEEL STIFFENER	4.07
	FMGT1 1 GALV TEE (20)	8.86	AYM6133T-11/4 1-1/4" CTS STAINLESS STEEL STIFFENER	4.91
	FMGT1X1/4 1X1/4 GALV TEE (25)	13.55	AYM6136-1 1" IPS STAINLESS STEEL STIFFENER	5.17
	FMGT1X3/4 1X3/4 GALV TEE (25)	11.22		
	FMGT1X3/4X3/4 1X3/4X3/4 GALV TEE (25)	13.97		
	FMGT1-1/4 1-1/4 GALV TEE (14)	14.97	9 - CURB BOX & CURB STOP ASSEMBLIES	
	FMGT2 2 GALV TEE (10)	33.40	AYM 5614 MCD CURB BOX 6X1-1/2X3/4	126.95
	FMGST1 1 GALV STREET TEE (10)	30.21	AYM 5615 MCD CURB BOX 6X2X1	122.93
	FMGU3/4 3/4 GALV UNION (35)	14.64	AYM 305-8 8 FOOT SHUT-OFF ROD	168.59
	FMGU1 1 GALV UNION (20)	18.12	AYM 6005-3/4 3/4" IPS BALL STYLE CURB STOP/DRAIN	173.11
	FMGU1-1/4 1-1/4 GALV UNION (15)	26.10	AYM 6005-1 1" IPS BALL STYLE CURB STOP/DRAIN	227.29
			AYM 3081-1 1IN IPS CURB STOP ONLY	203.80
			AYM 4753T-3/4 3/4 MALE ADAPTER COMPRESSION	26.50
			AYM 4753T-1 1IN MALE ADAPTER COMPRESSION	32.72
			AYM 5660-54 54 INCH STATIONARY ROD	41.43
			AYM 304B-36 3 FOOT CURB BOX KEY	92.56
11	7 - BLACK PIPE FITTINGS		10 - TECTITE PUSH FITTINGS	
	FMBB3/4X1/2 3/4X1/2 BLACK BUSHING (50)	3.95	88005-1/2 1/2" TECTITE PUSH COUPLING (10)	9.93
	FMBB1X3/4 1X3/4 BLACK BUSHING (50)	4.07	88010-3/4 3/4" TECTITE PUSH COUPLING (5)	11.35
	FMBB1-1/4X1 1-1/4X1 BLACK BUSHING (30)	5.24	88015-1/2 1/2" TECTITE PUSH 90 DEG ELL (10)	10.29
	FMBCAP1/2 1/2 BLACK CAP (50)	2.36	88020-3/4 3/4" TECTITE PUSH 90 DEG ELL (5)	12.84
	FMBC1/2 1/2 BLACK COUPLING (100)	3.32	88060-1/2 1/2" TECTITE PUSH TEE (10)	14.19
	FMBC3/4X1/2 3/4X1/2 BLACK COUPLING (60)	3.90	88065-3/4 3/4" TECTITE PUSH TEE (5)	17.50
	FMB90L1/2 1/2 BLACK 90 DEG ELL (50)	2.35	88035-1/2 1/2" TECTITE PUSH FEM. ADAPTER (10)	7.90
	FMB90L3/4 3/4 BLACK 90 DEG ELL (35)	2.85	88040-3/4 3/4" TECTITE PUSH FEM. ADAPTER (5)	9.24
	FMB90L1 1 BLACK 90 DEG ELL (20)	5.01	88025-1/2 1/2" TECTITE PUSH MALE ADAPTER (10)	7.99
	FMB90L1-1/4 1-1/4 BLACK 90 DEG ELL (20)	8.40	88030-3/4 3/4" TECTITE PUSH MALE ADAPTER (5)	9.03
	FMB90SL1/2 1/2 BLACK ST 90 DEG ELL (60)	5.08	65824-1/2 1/2" TECTITE PEX LINER (10)	0.78
	FMBP1/2 1/2 BLACK PLUG (50)	2.23	65828-3/4 3/4" TECTITE PEX LINER (10)	0.91
	FMBT1/2 1/2 BLACK TEE (40)	3.06	65630-1/2 1/2" TECTITE FITTING REMOVAL TOOL	1.51
	FMBT3/4 3/4 BLACK TEE (35)	4.51	65625-3/4 3/4" TECTITE FITTING REMOVAL TOOL	1.67
	FMBT3/4X1/2 3/4X1/2 BLACK TEE (30)	6.96		
	FMBT1 1 BLACK TEE (20)	7.95		
	FMBT1X1/2 1X1/2 BLACK TEE (15)	8.85		
	FMBT1-1/4 1-1/4 BLACK TEE (14)	12.92		
	FMBU1/2 1/2 BLACK UNION (50)	10.42		
	FMBU1 1 BLACK UNION (20)	16.83		
				
				
				
				



Oshkosh
800-242-0357

Green Bay
800-236-7867

Watertown
800-236-5966

DESCRIPTION	PRICE	DESCRIPTION	PRICE	PRODUCT
11- SWEAT CAST & WROT COPPER FITTINGS		11 - (CONT) SWEAT COPPER FITTINGS		12 SOLDER
4175-1/2	1/2 VENT CPLG W/CAP CXC (10) 11.11	119-3-1/2X1/8	1/2FTGX1/8FIP FLUSH BUSH (25) 7.36	
4175-3/4	3/4 VENT CPLG W/CAP CXC (25) 13.15	119-1/2X3/8	1/2FTGX3/8C FLUSH BUSH (50) 2.47	
4714-B-3/4X1/8X3/4	3/4X1/8FIP BASEBOARD TEE (25) 11.04	119-3/4X1/2	3/4FTGX1/2C FLUSH BUSH (50) 4.58	
4236-1/2	1/2 VENT ELL W/CAP CXC (50) 12.04	119-1X3/4	1FTGX3/4C FLUSH BUSH (25) 7.01	
4236-3/4	3/4 VENT ELL W/CAP CXC (25) 13.24	4733-1/2	1/2IN SWEAT UNION-Cast (25) 13.74	
4707-3-5-1/2	1/2IN SWTXFIP 90 DROP ELL (25) 7.91	4733-3/4	3/4IN SWEAT UNION-Cast (25) 16.63	
4707-3-1X3/4	1SWTX3/4FIP 90 ELL (10) 32.15	4733-1	1IN SWEAT UNION-Cast (10) 28.64	
4707-5-1/2	1/2IN SWTXSMT DROP ELL (50) 7.35	4733-11/4	1-1/4 SWEAT UNION-Cast (5) 44.06	
4712-1/2	1/2IN SWTXSMTXFIP TEE (25) 11.75			
100-1/2	1/2IN SWEAT COUPLING (50) 0.84	12 - SOLDER - PASTE - FLUX - EMERY CLOTH		
100-3/4	3/4IN SWEAT COUPLING (25) 1.67	OAT 22017	95 TO 5 1LB SOLDER (25) 51.52	
100-1	1IN SWEAT COUPLING (10) 3.46	OAT 23001	1LB LEAD FREE SILVER SOLDER (25) 57.15	
100-11/4	1-1/4IN SWEAT COUPLING (25) 6.37	OAT 30011	2 OUNCE SOLDER PASTE (12) 3.02	
118-1X3/4	1IN ID X 3/4 OD FTG REDUCER (25) 5.30	OAT 30014	8 OUNCE SOLDER PASTE (24) 8.25	
101R-1/2X1/4	SWT REDUCING COUPLING (50) 2.20	OAT 30041	1 POUND SOLDER PASTE (12) 12.79	
101R-1/2X3/8	SWT REDUCING COUPLING (100) 1.81	HER 50-400	ACID BRUSH (144) 0.64	
101R-3/4X1/2	SWT REDUCING COUPLING (25) 3.08	HER 45-011	1-1/2" X 5 YARD OPEN MESH EMERY CLOTH (24) 13.06	
101R-1X3/4	SWT REDUCING COUPLING (25) 5.70	SIO 743-10	10 YARD BLUE WET CLOTH 11.36	
101R-11/4X1	SWT REDUCING COUPLING (25) 8.31	SIO 730-10	10 YARD 180 GRIT OPEN MESH 13.36	
101-3/4	3/4IN SWEAT COUPLING L/S (50) 2.38			
103-1/2	1/2IN SWTXFIP ADAPTER (50) 3.80	13 - MAPP GAS		
103-3/4	3/4IN SWTXFIP ADAPTER (25) 5.02	LEN 21169-MG16	16.92 OZ FAT BOY MAPP GAS CYLINDER 19.12	
103-1	1IN SWTXFIP ADAPTER (10) 12.04			
103-11/4	1-1/4IN SWTXFIP ADAPTER (10) 19.66	14 - HOOKS - FTG BRUSH - ANCHORS		
103-11/2	1-1/2IN SWTXFIP ADAPTER (10) 24.49	OAT 31327	1/2 COPPER FTG WIRE BRUSH 4.45	
103-3/4X1/2	3/4SWT X 1/2FIP ADAPTER (50) 9.18	OAT 31328	3/4 COPPER FTG WIRE BRUSH 4.80	
103-3/4X1	3/4SWT X 1 FIP ADAPTER (25) 15.67	OAT 31329	1IN COPPER FTG WIRE BRUSH 5.00	
103-1X3/4	1 SWT X 3/4 FIP ADAPTER (25) 19.66	SIO 590-10	PLASTIC SCREW ANCHOR KIT 14.95	
104-1/2	1/2IN SWTXMIP ADAPTER (50) 2.30	15 - STUD GARD-STRAP IRON-STRAPS-TUBE CLAMPS		
104-3/4	3/4IN SWTXMIP ADAPTER (25) 3.57	CSM 318-503	1-1/2" X 3" 18GA. STUD GARD (100) 0.21	
104-1	1IN SWTXMIP ADAPTER (10) 10.37	CSM 518-503	1-1/2" X 5" 18GA. STUD GARD (100) 0.29	
104-11/4	1-1/4IN SWTXMIP ADAPTER (10) 15.90	CSM PS10-10-24G	3/4X10 PERF GALVAN STRAP (10) 2.39	
104-11/2	1-1/2IN SWTXMIP ADAPTER (10) 19.66	120-1/2	1/2 COPPER TUBE STRAPS (100) 0.63	
104-3/4X1/2	3/4SWT X 1/2MIP ADAPTER (50) 7.23	120-3/4	3/4 COPPER TUBE STRAPS (100) 1.06	
104-1/2X3/4	1/2SWT X 3/4MIP ADAPTER (25) 7.23	120-1	1IN COPPER TUBE STRAPS (100) 1.22	
104-3/4X1	3/4SWT X 1MIP ADAPTER (20) 15.35	CSM 112THS-GNN	1-1/2IN GALV PIPE STRAP (50) 0.49	
104-1X3/4	1IN SWT X 3/4MIP ADAPTER (25) 15.90	CSM 2THS-GNN	2IN GALV PIPE STRAP (50) 0.52	
104-1X11/4	1IN SWT X 1-1/4MIP ADAPTER (10) 20.05			
106-1/2	1/2IN SWT 45 DEG ELL (50) 2.10			
106-3/4	3/4IN SWT 45 DEG ELL (25) 3.67			
106-1	1IN SWT 45 DEG ELL (10) 9.56			
106-11/4	1-1/4IN SWT 45 DEG ELL (10) 13.90			
106-2-1/2	1/2IN SWT 45 STREET ELL (50) 2.51			
106-2-3/4	3/4IN SWT 45 STREET ELL (25) 3.70			
106-2-1	1IN SWT 45 STREET ELL (10) 13.58			
107-C-1/2	1/2IN SWT 90 DEG ELL (50) 1.01			
107-C-3/4	3/4IN SWT 90 DEG ELL (25) 2.27			
107-C-1	1IN SWT 90 DEG ELL (10) 6.07			
107-C-11/4	1-1/4IN SWT 90 DEG ELL (10) 9.50			
107-C-11/2	1-1/2IN SWT 90 DEG ELL (10) 16.53			
107-C-3/4X1/2	3/4X1/2 SWT ELL 90 (50) 7.41			
107-C-1X3/4	1X3/4 SWT ELL 90 (25) 12.62			
107-C2-1/2	1/2IN SWT 90 STREET ELL (50) 1.69			
107-C2-3/4	3/4IN SWT 90 STREET ELL (25) 3.29			
107-C2-1	1IN SWT 90 STREET ELL (10) 9.56			
107-C2-11/4	1-1/4IN SWT 90 STREET ELL (10) 16.16			
111-1/2	1/2IN SWEAT TEE (50) 1.88			
111-3/4	3/4IN SWEAT TEE (25) 4.54			
111-1	1IN SWEAT TEE (10) 14.54			
111-11/4	1-1/4IN SWEAT TEE (5) 22.16			
111-1/2X3/4	1/2CX1/2CX3/4C SWT TEE (25) 9.36			
111-3/4X1/2	3/4CX3/4CX1/2C SWT TEE (25) 4.36			
111-3/4X1/2X1/2	3/4CX1/2CX1/2C SWT TEE (25) 5.56			
111-3/4X1/2X3/4	3/4CX1/2CX3/4C SWT TEE (25) 5.56			
111-1X1/2	1CX1CX1/2C SWT TEE (10) 15.12			
111-1X3/4	1CX1CX3/4C SWT TEE (10) 15.12			
111-1X3/4X3/4	1CX3/4CX3/4C SWT TEE (10) 17.97			
111-1X3/4X1	1CX3/4CX1C SWT TEE (10) 19.34			
111-11/4X3/4	1-1/4X1-1/4X3/4 SWT TEE (5) 23.94			
111-11/4X1	1-1/4X1-1/4X1 SWT TEE (5) 23.94			
117-1/2	1/2 IN SWT CAP (100) 0.84			
117-3/4	3/4IN SWT CAP (50) 1.55			
117-1	1IN SWT CAP (10) 4.10			



ACID BRUSH



SOLDER PASTE



EMERY CLOTH



MAPP GAS



FITTING BRUSH

ANCHOR KIT



STUD GUARD



GALV. STRAP



TUBE STRAPS




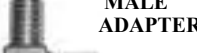









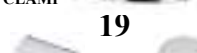


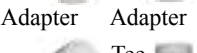


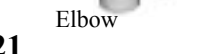

PIPE INSULATION

All pipe is now located on Page 49



A.I.McDERMOTT CO.

INSERT FTGS - CPVC FTGS - FERNCO FTGS - (BOX QTY)

PRODUCT	DESCRIPTION	PRICE	DESCRIPTION	PRICE
17  MALE ADAPTER  ELL  Brass Insert Ell X Female  Brass Hydrant Ell-MIP X Insert  INSERT COUPLING  INSERT TEE  FEMALE ADAPTER	16 - PIPE AND TUBE INSULATION AIS 5/8X3/8 INS 5/8ID FOR 1/2" COPPER-PER FT(390') 0.60 AIS 7/8X3/8 INS 7/8ID FOR 3/4" COPPER-PER FT(318') 0.85 AIS 1-1/8X3/8 INS 1-1/8ID FOR 1" COPPER-PER FT(240') 1.01 AIS 1-3/8X3/8 INS 1-3/8ID FOR 1-1/4" COPPER-PER FT(192') 1.14 AIS 1-5/8X3/8 INS 1-5/8ID FOR 1-1/2" COPPER-PER FT(132') 1.21		19 - CPVC FITTINGS - 1/2" & 3/4" CRP 92015 1/2 IN CPVC COUPLING (20) 0.78 CRP 92020 3/4 IN CPVC COUPLING (20) 1.00 CRP 92065 1/2 IN CPVC CAP (20) 0.88 CRP 92070 3/4 IN CPVC CAP (10) 1.01 CRP 92030 3/4X1/2 CPVC RED BUSHING (10) 0.88 CRP 92005 1/2 IN CPVC MIP ADAPTER (20) 0.92 CRP 92010 3/4 IN CPVC MIP ADAPTER (10) 1.41 CRP 92011 1/2 IN CPVC FIP ADAPTER (25) 2.88 CRP 92013 3/4 IN CPVC FIP ADAPTER (25) 4.08 CRP 92045 1/2 IN CPVC 45 ELBOW (20) 1.06 CRP 92050 3/4 IN CPVC 45 ELBOW (20) 1.70 CRP 92035 1/2 IN CPVC 90 ELBOW (20) 0.67 CRP 92040 3/4 IN CPVC 90 ELBOW (20) 1.44 CRP 92160 1/2IN CPVC 90 ST ELBOW (10) 0.87 CRP 92165 3/4IN CPVC 90 ST ELBOW (10) 1.63 CRP 92055 1/2 IN CPVC TEE (20) 0.98 CRP 92060 3/4 IN CPVC TEE (10) 2.10	
18 S.S. CLAMP  Cap  Coupling  MIP Adapter  FIP Adapter  Tee  45° Elbow  90° Elbow	17 - BRASS - STEEL INSERT FTGS GWA MAB-075 3/4 BR INSERT MIP ADAPTER (25) 7.74 GWA MAB-100 1 BRASS SWEGED MIP ADAPTER (20) 11.82 GWA MAB125 1-1/4 BR INSERT MIP ADAPTER (20) 13.27 GWA MAB-150 1-1/2 BR INSERT MIP ADAPTER (20) 34.60 GWA MAB-200 2 IN BR INSERT MIP ADAPTER (10) 39.43 GWA 1BRASSFA 1 BR INSR T FIP ADAPT-LIGHT PATRN (20) 12.64 GWA 1-1/4BRASSFA 1-1/4 BR INSERT FIP ADAP (20) 18.52 GWA C-075 3/4IN BRASS INSERT COUPLING (25) 7.58 GWA C-100 1IN BRASS INSERT COUPLING (20) 9.86 GWA C-125 1-1/4IN BRASS INSERT COUPLING (20) 24.30 GWA CB-200 2IN BRASS INSERT COUPLING (10) 25.48 GWA BFHE100 1 IN FIPXINS RED BRASS 90 ELL (25) 20.16 GWA RBHE100 1IN MIP X 1 INSERT HYDRANT ELL (28) 16.31 GWA HL75-100 3/4 MIP X 1 INSERT HYDRANT ELL (32) 18.22 GWA TE-75 3/4 IN BRASS INSERT TEE (30) 11.95 GWA TE-100 1IN BRASS INSERT TEE (25) 23.17 GWA YB00-3/4 3/4 IN INSERT X SOLDER ADAPTER (10) 2.82 GWA YB00-1 1 IN INSERT X SOLDER ADAPTER (10) 9.23 GWA 3/4STEELMA 3/4 ST INSERT MIP ADAPT (25) 1.45 GWA 1STEELMA 1 STEEL INSERT MIP ADAPT (20) 2.02 GWA 1-1/4STEELMA 1-1/4 ST INSERT MIP ADAP (20) 2.54 GWA 1-1/2STEELMA 1-1/2 ST INSERT MIP ADAP (20) 4.79 GWA 2STEELMA 2 ST INSERT MIP ADAP (10) 5.27 GWA 1STEELFA 1 STEEL INSERT FIP ADAPT (20) 10.36 GWA 1STEELC 1 STEEL INSERT COUPLING (20) 3.11 MER RBMA100 1 BRASS MERRILL INSERT MIP ADAPTER(10) 14.50		20 - PVC CEMENT AND CLEANERS OAT 30752 16OZ CLEAR PRIMER-NSF LISTED (24) 14.93 OAT 30753 32OZ CLEAR PRIMER-NSF LISTED (12) 25.29 OAT 30894 32OZ RAIN-R-SHINE PVC CEMENT-NSF LISTED (24) 32.11 OAT 30925 16OZ TRANSITION CEMENT-ABS TO PVC-NSF LISTED (6) 16.56 OAT 30818 4OZ ALL-PURPOSE CEMENT-CLEAR (24) 5.83 OAT 30821 8OZ ALL-PURPOSE CEMENT-CLEAR (24) 9.61 OAT 30876 16OZ PVC CEM-HEAVY DUTY -CLEAR (24) 15.71 OAT 31008 32OZ PVC CEM-HEAVY DUTY -CLEAR (12) 24.36 OAT 31014 16OZ PVC CEMENT-REGULAR -CLEAR (24) 10.20 OAT 31015 32OZ PVC CEMENT-REGULAR -CLEAR (12) 17.73 OAT 31132 16OZ PVC CEM ALL WEATHER -CLEAR (24) 13.36 OAT 31133 32OZ PVC CEM ALL WEATHER -CLEAR (12) 19.79 OAT 31910 4OZ CPVC CEM FLOWGUARD-1 STEP-GOLD (24) 7.65	
21  Coupling  Donut  PRO Flex Cplg  J Hook  Bell Hanger	18 - STAINLESS STEEL CLAMPS IDL 6810 1/2IN S.STEEL CLAMPS (10) 1.65 IDL 6812 3/4IN S.STEEL CLAMPS (10) 1.76 IDL 6816 1IN S.STEEL CLAMPS (10) 1.69 IDL 6820 1 IN TO 1-1/4 IN S. STEEL CLAMPS (10) 1.73 IDL 6824 1-1/4 TO 1-1/2 S.STL CLAMPS (10) 1.79 IDL 6836 2IN S.STEEL CLAMPS (10) 1.88		21 - FERNCO COUPLINGS - PRO-FLEX - DONUTS FER 1002-44 4X4 CLAY X PVC FLEXIBLE COUPLING (30) 11.52 FER 1002-64 6X4 CLAY X PVC FLEXIBLE COUPLING (10) 27.13 FER 1002-66 6X6 CLAY X PVC FLEXIBLE COUPLING (10) 23.11 FER 1056-150 1-1/2X1-1/2 PVC FLEX COUPLING (40) 5.94 FER 1056-150/125 1-1/2 X 1-1/4 PVC FLEX COUPLING (40) 6.16 FER 1056-22 2X2 PVC FLEXIBLE COUPLING (40) 6.39 FER 1056-33 3X3 PVC FLEXIBLE COUPLING (40) 9.20 FER 1056-42 4X2 PVC FLEXIBLE COUPLING (10) 16.06 FER 1056-43 4X3 PVC FLEXIBLE COUPLING (40) 12.40 FER 1056-44 4X4 PVC FLEXIBLE COUPLING (40) 10.51 FER 1056-54 5X4 PVC FLEXIBLE COUPLING (10) 20.33 FER 1056-64 6X4 PVC FLEXIBLE COUPLING (10) 28.92 FER 1056-66 6X6 PVC FLEXIBLE COUPLING (10) 24.63 FER 44U-205 4X2 DONUT-CI X PVC(20) 26.56 FER 44U-405 4X4 DONUT-CI X PVC CPLG (20) 10.97 FER 44U-401 4X4 DONUT-CI X SEW/DRAIN (20) 16.76 FER 3000-150 1-1/2X1-1/2 DWV PRO-FLEX CPLG (20) 14.17 FER 3000-22 2X2 DWV PRO-FLEX CPLG (20) 14.17 FER 3000-33 3X3 DWV PRO-FLEX CPLG (20) 21.63 FER 3000-44 4X4 DWV PRO-FLEX ALL-PIPE CPLG (20) 23.63 FER 3001-150 1-1/2 DWV X 1-1/2 COPPER PRO FLEX CPLG (20) 19.84 FER 1056-64EC 6X4 ECCENTRIC PVC COUPLING 135.74 FER 1002-64EC 6X4 CLAYXVPC ECCENTRIC COUPLING 33.11 CHR SV950-4 4X4 QUIK-TITE GASKET-Septic Tank-PVC/CI (60) 6.95	
	All pipe is now located on Page 49		22 - 'J' HOOKS/TALON STRAPS/OTHER HANGERS SIO 553-2W 1/2IN WATER PIPE J HOOK W/NAILS (50) 1.10 SIO 553-3W 3/4IN WATER PIPE J HOOK W/NAILS (50) 1.23 SIO 553-4W 1IN WATER PIPE J HOOK W/NAILS (50) 1.32 SIO 553-33W 3/4X3/4 WTR PIPE J HOOK W/NAILS (50) 1.81 SIO 553-6W 11/2IN DRAIN PIPE J HOOK W/NAILS (50) 1.24 SIO 553-7W 2IN DRAIN PIPE J HOOK W/NAILS (50) 1.33 SIO 553-8W 3IN DRAIN PIPE J HOOK W/NAILS (50) 1.48 SIO 553-9W 4IN DRAIN PIPE J HOOK W/NAILS (50) 1.78 SIO 553-014W 14" WHITE ZIPSTICK PIPE HANGER (25) 4.06 SIO 553-026W 26" WHITE ZIPSTICK PIPE HANGER (25) 6.32 SIO 556-2 1/2" CTS TUBE TALON W/NAIL (100) 0.12 SIO 556-3 3/4" CTS TUBE TALON W/NAIL (100) 0.17 SIO 555-23 1/2" - 3/4" CTS TUBE TALON W/NAIL (100) 0.19 SIO 508-2PK 1/2IN CTS BELL TYPE HANGER (25) 2.54 SIO 508-3PK 3/4IN CTS BELL TYPE HANGER (25) 2.64 SIO 508-4PK 1IN CTS BELL TYPE HANGER (25) 2.73	



Oshkosh
800-242-0357

Green Bay
800-236-7867

Watertown
800-236-5966

DESCRIPTION		PRICE	DESCRIPTION		PRICE	PRODUCT
4" 3034 & 2729 PVC FITTINGS			PVC/DWV FITTINGS CONTINUED -			<p>2</p>
1	PLT P1404 4IN 3034 PVCXFP ADAPTER (20)	7.23	7	D331-015 1-1/2 PVC-DWV 90 VENT ELBOW (100)	3.12	
	PLT P1504 4IN 3034 PVC C/O ADAPTER (20)	6.01		D331-020 2 PVC-DWV 90 VENT ELBOW (50)	4.89	
	PLT P604 4IN 3034 PVCXPCV COUPLG (36)	3.67		D331-030 3 PVC-DWV 90 VENT ELBOW (25)	12.32	
	PLT P256 4IN 3034 90 LONG SWEEP ELL (20)	7.15		D300-015 1-1/2 PVC-DWV 90 SANT ELBOW (100)	1.63	
	PLT P274 4IN 3034 PVC 90 STR ELL (20)	8.96		D300-020 2 PVC-DWV 90 SANT ELBOW (50)	2.56	
	PLT P504 4IN 3034 PVC 45 ELBOW (30)	5.24		D300-030 3 PVC-DWV 90 SANT ELBOW (25)	7.58	
	PLT P404 4IN 3034 PVC 45 STR ELL (30)	5.27		D300-040 4 PVC-DWV 90 SANT ELBOW (10)	13.84	
	PLT P1704 4IN 3034 PVC 1/16TH BEND (45)	6.10		D304-015 1-1/2 PVC-DWV 90 L.S. ELL (50)	3.63	
	PLT P104 4IN 3034 PVC CLEAN/OUT TEE (20)	7.26		D304-020 2 PVC-DWV 90 L.S. ELBOW (25)	3.91	
	PLT P156 4IN 3034 PVC SANT. TEE (18)	11.41		D304-030 3 PVC-DWV 90 L.S. ELBOW (20)	9.23	
	PLT P304 4IN 3034 PVC SEWER WYE (16)	9.48		D304-040 4 PVC-DWV 90 L.S. ELBOW (10)	17.62	
	PLT P1604 4IN 3034 PVC SEWER CAP (20)	3.24				
	PLT P1606 6IN 3034 PVC SEWER CAP (24)	11.03	8	D302-015 1-1/2 PVC 90 SANT ST ELL (100)	2.09	
	PLT P1154 4IN 3034 PVC MIP PLUG (40)	4.02		D302-020 2 PVC-DWV 90 SANT ST ELL (50)	3.18	
INSULSEAL-WI APP. INSULATED PVC PIPE FITTINGS				D302-030 3 PVC-DWV 90 SANT ST ELL (20)	8.04	
2	INS PVC4022-4 4" SCH40 PVC INSULATED 22-1/2 ELL	118.14		D302-040 4 PVC-DWV 90 SANT ST ELL (10)	15.90	
	INS SDR3522-4 4" SDR35 3034 INSULATED 22-1/2 ELL	94.96	9	D319-015 1-1/2 PVC-DWV 60 ELBOW (50)	2.95	
	INS PVC4045-4 4" SCH40 PVC INSULATED 45 ELL	114.33		D319-020 2 PVC-DWV 60 ELBOW (20)	3.92	
	INS SDR3545-4 4" SDR35 3034 INSULATED 45 ELL	95.43		D319-030 3 PVC-DWV 60 ELBOW (10)	14.64	
	INS PVC4090-4 4" SCH40 PVC INSULATED 90 ELL	115.98		D319-040 4 PVC-DWV 60 ELBOW (10)	22.21	
	INS SDR3590-4 4" SDR35 3034 INSULATED 90 ELL	101.45	10	D321-015 1-1/2 PVC-DWV 45 ELBOW (100)	1.61	
	INS PVC40T-4 4" SCH40 PVC INSULATED TEE	188.51		D321-020 2 PVC-DWV 45 ELBOW (50)	2.29	
PVC/DWV FITTINGS				D321-030 3 PVC-DWV 45 ELBOW (20)	6.77	
3	D100-015 1-1/2IN PVC-DWV COUPLING (100)	0.83		D321-040 4 PVC-DWV 45 ELBOW (10)	11.03	
	D100-020 2IN PVC-DWV COUPLING (100)	1.08		D323-015 1-1/2 PVC-DWV 45 ST ELBOW (100)	1.47	
	D100-030 3IN PVC-DWV COUPLING (20)	3.74		D323-020 2 PVC-DWV 45 ST ELBOW (50)	2.26	
	D130-030 3IN PVC-DWV REPR COUPLING (20)	8.34		D323-030 3 PVC-DWV 45 ST ELBOW (20)	6.36	
	D130-040 4IN PVC-DWV REPR COUPLING (10)	13.86		D323-040 4 PVC-DWV 45 ST ELBOW (10)	10.54	
	D100-040 4IN PVC-DWV COUPLING (25)	5.97	11	D324-015 1-1/2 PVC-DWV 22-1/2 ELBOW (50)	2.15	
	D102-251 2X1-1/2 PVC-DWV RED COUPLG (50)	2.25		D324-020 2 PVC-DWV 22-1/2 ELBOW (50)	2.66	
	D102-338 3X2 PVC-DWV RED COUPLING (50)	5.89		D324-030 3 PVC-DWV 22-1/2 ELBOW (20)	7.18	
	D102-420 4X2 PVC-DWV RED COUPLING (10)	11.68		D324-040 4 PVC-DWV 22-1/2 ELBOW (10)	10.09	
	D102-422 4X3 PVC-DWV RED COUPLING (10)	10.74		D326-015 1-1/2 PVC-DWV 22-1/2 ST ELBOW (50)	5.89	
	PLT P657 4SEWX4PVC-HUBXHUB CPLG (15)	11.59		D326-020 2 PVC-DWV 22-1/2 ST ELBOW (50)	6.31	
	447-015 1-1/2INCH PVC-DWV CAP (100)	1.13		D326-030 3 PVC-DWV 22-1/2 ST ELBOW (20)	9.91	
	447-020 2 INCH PVC-DWV CAP (100)	1.36	12	D330-341 4X3 PVC RED CLOSET BEND (10)	18.45	
	447-030 3 INCH PVC-DWV CAP (10)	5.07		D329-422 4X3 PVC 90 CLOSET ELL (10)	12.64	
	447-040 4 INCH PVC-DWV CAP (5)	11.52	13	D400-015 1-1/2 PVC DWV SANT TEE (100)	2.73	
4	D107-251 2X1-1/2 PVC-DWV RED BUSHNG (100)	1.33		D400-020 2 PVC-DWV SANITARY TEE (35)	4.16	
	D107-337 3X1-1/2 PVC-DWV RED BUSHNG (50)	7.18		D400-030 3 PVC-DWV SANITARY TEE (20)	11.48	
	D107-338 3X2 PVC DWV RED BUSHING (30)	3.52		D400-040 4 PVC-DWV SANITARY TEE (10)	18.79	
	D107-420 4X2 PVC-DWV RED BUSHING (10)	12.49	14	D401-251 2X2X1-1/2 PVC RED SAN. TEE (50)	3.67	
	D107-422 4X3 PVC-DWV RED BUSHING (10)	5.69		D401-242 2X1-1/2X2 PVC RED SANT. TEE (50)	4.66	
	D101-015 1-1/2 PVC-DWV FPT ADAPTER (50)	1.46		D401-241 2X1-1/2X1-1/2 RED SAN. TEE (50)	3.65	
	D101-020 2 PVC-DWV FPT ADAPTER (50)	2.76		D401-337 3X3X1-1/2 PVC RED SAN. TEE (20)	7.71	
	D101-030 3 PVC-DWV FPT ADAPTER (20)	7.43		D401-338 3X3X2 PVC-DWV RED SAN. TEE (20)	8.15	
	D101-040 4 PVC-DWV FPT ADAPTER (10)	8.23		D401-420 4X4X2 PVC-DWV RED SAN. TEE (10)	18.24	
	D109-212 1-1/2PVC X 1-1/4MIP ADAPTER (25)	1.68		D401-422 4X4X3 PVC-DWV RED SAN. TEE (10)	26.42	
	D109-015 1-1/2 PVC-DWV MIP ADAPTER (50)	1.50	15	D429-337 3X3X1-1/2X1-1/2 RED TEE (20)	15.27	
	D109-020 2 PVC-DWV MIP ADAPTER (100)	2.05		D429-338 3X3X2X2 RED TEE (20)	16.05	
	D109-030 3 PVC-DWV MIP ADAPTER (20)	6.28	16	D443-015 1-1/2 TEST TEE W/PLUG (50)	7.50	
5	D123-040 4X4 PVC-DWV HUB ADAPTER (10)	22.98		D443-020 2 PVC TEST TEE W/PLUG (50)	8.67	
	D119-040 4 PVC-DWV NO HUB ADAPTER (10)	8.42		D443-030 3 PVC TEST TEE W/PLUG (10)	16.58	
6	D103-015 1-1/2 PVC-DWV FTG ADAPTER (50)	2.22		D443-040 4 PVC TEST TEE W/PLUG (10)	26.07	
All pipe is now located on Page 49			17	D600-015 1-1/2 PVC-DWV WYE (50)	4.33	
				D600-020 2 IN PVC-DWV WYE (25)	5.06	
				D600-030 3 IN PVC-DWV WYE (20)	13.24	
				D600-040 4 IN PVC-DWV WYE (10)	24.01	



PVC/DWV FITTINGS



Coupling



Cap



Bushing



Female Adapter



Male Adapter



90° Elbow



90° Long Sweep Elbow



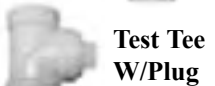
45° Elbow



4X3 Closet Bend



San Tee
















Test Tee W/Plug



Wye












PRODUCT	DESCRIPTION	ORDER	PRICE
18 Double Wye 	18 2X1-1/2 PVC REDUCING WYE (50) 3X1-1/2 PVC REDUCING WYE (20) 3X2 PVC REDUCING WYE (20) 4X2 PVC REDUCING WYE (10) 4X3 PVC REDUCING WYE (10)	18 D601-251 D601-337 D601-338 D601-420 D601-422	18 6.23 9.41 9.80 15.69 20.11
19 Fitting Cleanout W/Plug 	1-1/2 PVC DOUBLE WYE (25) 4 PVC DOUBLE WYE (5) 2X2X1-1/2X1-1/2 PVC RED DBL WYE (25) 3X3X1-1/2X1-1/2 PVC RED DBL WYE (10) 3X3X2X2 PVC RED DBL WYE (10) 4X4X3X3 PVC RED DBL WYE (5)	D611-015 D611-040 D612-252 D612-337 D612-338 D612-422	10.27 61.65 10.77 21.50 22.65 48.81
20 Closet Flanges 	19 1-1/2 FTG CLEANOUT W/PLUG (100) 2 PVC FTG CLEANOUT W/PLUG (50) 3 PVC FTG CLEANOUT W/PLUG (25) 4 PVC FTG CLEANOUT W/PLUG (10) 3 PVC DWV PLUG-THREADED (50) 4 PVC DWV PLUG-THREADED (20)	19 D112-015 D112-020 D112-030 D112-040 D106-030 D106-040	19 2.64 3.85 7.79 13.22 3.07 4.24
21 Adjustable P-Trap 	20 4X3 PVC CLOSET FLANGE (25) 4 PVC-DWV CLOSET FLANGE (25) 4 PVC CLOSET FLANGE - SLAB / ADJUSTABLE (25) 3X4 PVC T.K.O. KNOCKOUT CLOSET FLANGE (25) 4" PVC TWIST-N-SET CLOSET FLANGE (2)	20 4855-4X3 D800-040 D815-422 SIO 883-PT OAT 43651	20 5.54 7.00 12.46 5.09 26.94
 P9704	21 1-1/2 PVC ADJUSTABLE P-TRAP (25) 2 PVC ADJUSTABLE P-TRAP (20) 3 PVC ADJUSTABLE P-TRAP (10) 4 PVC ADJUSTABLE P-TRAP (5) 1-1/2 PVC TUBULAR P-TRAP (25)	21 D706-015 D706-020 D706-030 D706-040 DEA P9704	21 5.41 7.30 23.97 56.43 2.45
701-1 	22 "P" TRAP-1-1/4" 17 GAUGE-CHROME (25)	22 DEA 701-1	22 25.78
23  P9121	23 1-1/2X16 CENTER OUTLET DIRECT/SLIP (25) 1-1/2X16 END OUTLET DIRECT/SLIP (25) 1-1/2X16 END OUTLET DIRECT CONNECTION (25)	23 DEA P9123A DEA P9121A DEA P9121	23 7.54 6.54 6.88
24 Adjustable P-Trap 	24 1-1/2 ADJUSTABLE P-TRAP W/UNION (50) 2 ADJUSTABLE P-TRAP W/UNION (25)	24 D708-015 D708-020	24 6.92 15.05
25 Fig X Trap Adapter 	25 1-1/2PVC HUB X 1-1/4 AND/OR 1-1/2 PVC TRAP ADPTR (20) 1-1/2PVC FTG INSERT X 1-1/4 AND/OR 1-1/2 PVC TRAP ADPTR (20)	25 GEN 72211 GEN 72311	25 2.41 2.41
Hub X FIP Adapter 	26 3 IN SS DRAIN FOR 2IN PVC PIPE 4 IN SS DRAIN FOR 3IN PVC PIPE 5 IN SS DRAIN FOR 4IN PVC PIPE	26 SIO 847-2 SIO 847-3 SIO 847-4	26 6.88 6.82 8.07
26 SIO 847-2 2"Pipe SIO 847-3 3"Pipe SIO 847-4 4"Pipe 	27 1-1/2X12 SINGLE FLANGE TAILPIECE 1-1/2X16 DOUBLE FLANGE TAILPIECE 1-1/2X12 EXTENSION TAILPIECE 1-1/4 X 8 SLIP JOINT EXTENSION TUBE	27 DEA P9803 DEA P9803E DEA P9787A DEA 790A-17-1	27 1.54 1.94 3.27 12.95
27 P9803 P9803E 790A-17-1 	28 1-1/4 X 12 TAILPIECE - THREADED BOTH ENDS 1-1/2 X 16 PVC EXTENSION TUBE - Not Illustrated 1-1/2 DISHWASH DIRECT CONNECTED TAILPIECE 1-1/2 DISHWASH SLIP X SLIP TAILPIECE	28 DEA 822A-1 DEA P9793E DEA PP9819 DEA PP9817	28 15.34 3.33 2.94 2.94
28 822A-1 P9793E PP9819 PP9817 			



Oshkosh
800-242-0357

Green Bay
800-236-7867

Watertown
800-236-5966

DESCRIPTION	PRICE	DESCRIPTION	PRICE	PRODUCT
SCH 40 PVC/DWV PIPE - 10' & 20' LENGTHS		FLEXIBLE POLYETHYLENE PIPE - IPS		<p>A-E</p>  <p>- PVC/DWV - FOAM CORE - BELL END</p>
<p>A CRP50820 1-1/2"X10' PVC/DWV SCH40 PIPE 1.31</p> <p>CRP50215 1-1/2"X20' PVC/DWV SCH40 PIPE 1.31</p> <p>CRP50830 2"X10' PVC/DWV SCH40 PIPE 1.73</p> <p>CRP50225 2"X20' PVC/DWV SCH40 PIPE 1.73</p> <p>CRP50840 3"X10' PVC/DWV SCH40 PIPE 3.70</p> <p>CRP50235 3"X20' PVC/DWV SCH40 PIPE 3.70</p> <p>CRP50850 4"X10' PVC/DWV SCH40 PIPE 5.10</p> <p>CRP50245 4"X20' PVC/DWV SCH40 PIPE 5.10</p>		<p>(IPS = Iron Pipe Size)</p> <p>CRPCE3/4X400X160 CE 3/4"X400'X160LB BLUE POLY PIPE 0.56</p> <p>CRPCE1X100X160 CE 1"X100'X160LB BLUE POLY PIPE 0.72</p> <p>CRPCE1X300X160 CE 1"X300'X160LB BLUE POLY PIPE 0.80</p> <p>CRPCE1X300X200 CE 1"X300'X200LB BLUE POLY PIPE 1.12</p> <p>CRPCE11/4X100X160 CE 1-1/4"X100'X160LB BLUE POLY PIPE 1.47</p> <p>CRPCE11/4X300X160 CE 1-1/4"X300'X160LB BLUE POLY PIPE 1.47</p> <p>CRPHD11/2X100X160 HD 1-1/2"X100'X160LB BLACK POLY PIPE 2.14</p> <p>CRPCE2X100X160 CE 2"X100'X160LB BLUE POLY PIPE 3.47</p> <p>CRPCE2X200X160 CE 2"X200'X160LB BLUE POLY PIPE 3.47</p>		
SCH 40 PVC/DWV FOAM CORE PIPE - 10' & 20' LENGTHS		FLEXIBLE POLYETHYLENE PIPE - CTS		<p>F</p>  <p>Insul-Seal INSULATED PVC</p>  <p>G</p>
<p>B CRP51820 1-1/2"X10' PVC/DWV SCH40 FOAM CORE PIPE 1.08</p> <p>CRP51115 1-1/2"X20' PVC/DWV SCH40 FOAM CORE PIPE 1.08</p> <p>CRP51830 2"X10' PVC/DWV SCH40 FOAM CORE PIPE 1.26</p> <p>CRP51125 2"X20' PVC/DWV SCH40 FOAM CORE PIPE 1.26</p> <p>CRP51840 3"X10' PVC/DWV SCH40 FOAM CORE PIPE 2.60</p> <p>CRP51135 3"X20' PVC/DWV SCH40 FOAM CORE PIPE 2.60</p> <p>CRP51850 4"X10' PVC/DWV SCH40 FOAM CORE PIPE 3.72</p> <p>CRP51145 4"X20' PVC/DWV SCH40 FOAM CORE PIPE 3.72</p>		<p>(CTS = Copper Tube Size)</p> <p>J CRPCE1X300X200CTS CE 1"X300'X200CTS BLUE POLY PIPE 0.80</p> <p>CRPCE11/4X100X200CTS CE 1-1/4"X100'X200CTS BLUE POLY PIPE 1.23</p> <p>CRPCE11/4X300X200CTS CE 1-1/4"X300'X200CTS BLUE POLY PIPE 1.23</p> <p>CRPCE11/2X100X200CTS CE 1-1/2"X100'X200CTS BLUE POLY PIPE 1.73</p>		
SCH 40 PVC BELL END PIPE - 10' & 20' LENGTHS		PEX CROSS LINKED POLY PIPE - COILS		<p>ShurAlign</p>  <p>H</p>
<p>C CRP42015 1/2"X20' SCH40 PVC BELL END PIPE 0.69</p> <p>CRP42030 3/4"X20' SCH40 PVC BELL END PIPE 0.76</p> <p>CRP42046 1"X20' SCH40 PVC BELL END PIPE 1.26</p> <p>CRP42056 1-1/4"X20' SCH40 PVC BELL END PIPE 1.37</p> <p>CRP42065 1-1/2"X20' SCH40 PVC BELL END PIPE 1.33</p> <p>CRP47645 2"X20' SCH40 PVC BELL END PIPE 1.84</p> <p>CRP42111 3"X20' SCH40 PVC BELL END PIPE 3.95</p> <p>CRP50252 4"X10' SCH40 PVC BELL END PIPE 5.25</p> <p>CRP50246 4"X20' SCH40 PVC BELL END PIPE 5.25</p>		<p>K PEXPX3C1 1/2"X100' WHITE PEX TUBING 0.70</p> <p>PEXPX4C1 3/4"X100' WHITE PEX TUBING 1.26</p> <p>PEXPXR3C5 1/2"X500' RED PEX TUBING 0.70</p> <p>PEXPXB3C5 1/2"X500' BLUE PEX TUBING 0.70</p> <p>PEX PX5C1 1"X100' WHITE PEX TUBING 2.40</p> <p>(PEX Fittings Page 41)</p>		
SCH 40 PVC/DWV BELL END FOAM CORE PIPE - 10' & 20' LENGTHS		PEX CROSS LINKED POLY PIPE - 20' LENGTHS		<p>I - J</p>  <p>K</p>
<p>D CRP51153 4"X10' PVC/DWV BELL END FOAM CORE PIPE 4.36</p> <p>CRP51143 4"X20' PVC/DWV BELL END FOAM CORE PIPE 4.36</p>		<p>L PEXPX3L10U 1/2"X20' STRAIGHT ULTRA PEX TUBE - WHITE 0.75</p> <p>PEXPXB3L10 1/2"X20' STRAIGHT PEX TUBE - BLUE 0.70</p> <p>PEXPXR3L10 1/2"X20' STRAIGHT PEX TUBE - RED 0.70</p> <p>PEXPX4L5U 3/4"X20' STRAIGHT ULTRA PEX TUBE - WHITE 1.35</p> <p>PEXPXB4L5 3/4"X20' STRAIGHT PEX TUBE - BLUE 1.26</p> <p>PEXPXR4L5 3/4"X20' STRAIGHT PEX TUBE - RED 1.26</p> <p>PEXPX5L1U 1"X20' STRAIGHT ULTRA PEX TUBE - WHITE 2.32</p>		
2729 & 3034 SEWER PIPE - 10' LENGTHS		COPPER TUBE - SOFT COILS		<p>M</p> 
<p>E CRP53865 4"X10' 3034 PVC SOLID SEWER PIPE 2.51</p> <p>CRP53180 6"X10' 3034 PVC SOLID SEWER PIPE 5.31</p> <p>CRP54115 4"X10' SDR35 PVC CELL CORE SEWER PIPE 2.27</p> <p>CRP52910 4"X10' 2729 PVC PERF SEWER PIPE 1.63</p>		<p>M TCC1/4ODX50 1/4"ODX50' SOFT COPPER REFRIG. TUBE 1.74</p> <p>TCC3/4X60K 3/4"X60' TYPE 'K' SOFT COPPER 10.80</p> <p>TCC3/4X100K 3/4"X100' TYPE 'K' SOFT COPPER 10.80</p> <p>TCC1X60K 1"X60' TYPE 'K' SOFT COPPER 12.68</p> <p>TCC1X100K 1"X100' TYPE 'K' SOFT COPPER 12.68</p>		
INSULSEAL INSULATED PIPE - 10' LENGTHS (WI STATE APPROVED)		COPPER TUBE - HARD LENGTHS - 10' & 20'		<p>N</p> 
<p>F INSPVC40-2 2"X10' PVC INSULATED PIPE - R13 17.13</p> <p>INSPVC40-4 4"X10' PVC INSULATED PIPE - R13 24.44</p> <p>INSSDR35-4 4"X10' 3034 INSULATED PIPE - R15 21.34</p> <p>(INSULSEAL Fittings - Pg. 47)</p>		<p>N TCL1/2M10 1/2"X10' TYPE 'M' HARD COPPER 2.58</p> <p>TCL1/2M20 1/2"X20' TYPE 'M' HARD COPPER 2.58</p> <p>TCL3/4M10 3/4"X10' TYPE 'M' HARD COPPER 4.16</p> <p>TCL3/4M20 3/4"X20' TYPE 'M' HARD COPPER 4.16</p> <p>TCL1M10 1"X10' TYPE 'M' HARD COPPER 7.53</p> <p>TCL1M20 1"X20' TYPE 'M' HARD COPPER 7.53</p> <p>TCL1-1/4M20 1-1/4"X20' TYPE 'M' HARD COPPER 12.59</p>		
PVC DROP PIPE - 20' LENGTHS & SCH80 FITTINGS		IRON PIPE - GALVANIZED - 21' LENGTHS		<p>O</p> 
<p>G CRP43050 1"X20' SCH80 PVC DROP PIPE 1.05</p> <p>CRP43070 1-1/4"X20' SCH80 PVC DROP PIPE 1.76</p> <p>GWA11P-1 1" SCH80 PVC COUPLING (20) 2.15</p> <p>GWA11P-1-1/4 1-1/4" SCH80 PVC COUPLING (20) 3.26</p>		<p>O PSG1/2 1/2"X21' GALVANIZED STEEL PIPE 3.71</p> <p>PSG3/4 3/4"X21' GALVANIZED STEEL PIPE 4.76</p> <p>PSG1 1"X21' GALVANIZED STEEL PIPE 5.98</p> <p>PSG1-1/4 1-1/4"X21' GALVANIZED STEEL PIPE 8.70</p> <p>PSG1-1/2 1-1/2"X21' GALVANIZED STEEL PIPE 11.10</p> <p>PSG2 2"X21' GALVANIZED STEEL PIPE 14.36</p>		
CPVC PIPE - 10' LENGTHS		IRON PIPE - BLACK - 21' LENGTHS		<p>M</p> 
<p>H CRP44905 1/2"X10' CPVC TUBE 0.64</p> <p>CRP44910 3/4"X10' CPVC TUBE 1.01</p> <p>(CPVC Fittings - Pg. 46)</p>		<p>P PSB1/2 1/2"X21' BLACK STEEL PIPE 2.70</p> <p>PSB3/4 3/4"X21' BLACK STEEL PIPE 3.32</p> <p>PSB1 1"X21' BLACK STEEL PIPE 4.55</p> <p>PSB1-1/4 1-1/4"X21' BLACK STEEL PIPE 6.55</p> <p>PSB1-1/2 1-1/2"X21' BLACK STEEL PIPE 7.86</p> <p>PSB2 2"X21' BLACK STEEL PIPE 10.53</p>		
PIPE FITTINGS - PAGES 40, 43 - 48				